

DIN Rail Mount Option for FDC 9100

FDC 9100 1/16 DIN control is available with an integral DIN Rail mount option.


This option is specified as part of the unit's part number and is shown on the last component of the part number matrix, codes 2 or 3. Code 3 includes optional splash proof IP65 [Nema 4x].



Snap on option



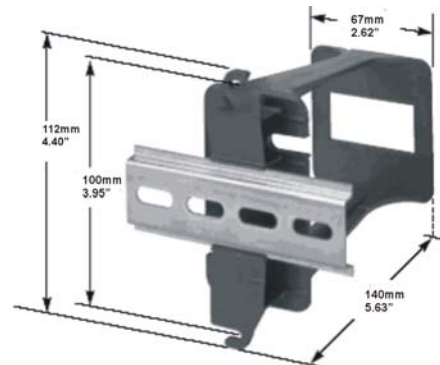
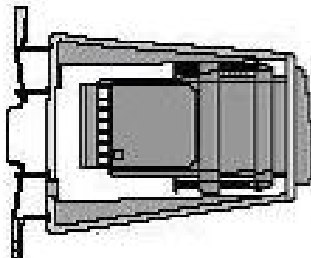
Shown assembled



9100 mounted to DIN Rail

The 9100 integral DIN Rail Mount option
Part # PK91-1 \$10 List

Future Design Controls also offers a universal DIN Rail Adapter for 1/16 & 1/32 DIN controls –
DR16 & DRA32: [DIN Rail brochureV.pdf – \[150KB\]](#)



The DRA16 & DRA32 are \$20 List

DIN Terminal Cover August 2005

1 of 1

P.O. Box 1196 – Bridgeview, IL
 888.751.5444 - 888.307.8014
 866.342.5332 Technical Support
<http://www.futuredesigncontrols.com>